



Applications

Connecting links are used for chain slings.
Master links and master link assemblies are used for 1, 2, 3 and 4-leg slings.

Range

Van Beest supplies a wide range of Green Pin® connecting links for chain with diameter 6-32 mm, as well as a wide range of master links and master link assemblies.

Van Beest can also offer other types of links in grade 8, grade 10 and stainless steel.

Please see our Excel® catalogue for more information.



Design

Master links up to 37 t and master link assemblies up to 50 t are supplied with a flat part for easy connection of the master link in the sling; the connecting links are supplied unassembled but are designed for easy and quick assembly. All master links and connecting links are suitable for lifting purposes, with a safety factor of four times the working load limit. Each master link and connecting link carries the manufacturer's symbol, the batch code, the steel grade and the CE conformity code marked in the body.

Finish

All connecting links and master links are painted yellow or red.

Certification

Test certificates can be supplied upon request.

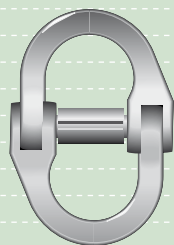
Instructions for use

Connecting links, master links and master link assemblies should be inspected before use to ensure that:

- the link and the assemblies are both identifiable as being of the same steel grade;
- all markings are legible;
- links, assemblies and connecting links are free from nicks, gouges and cracks;
- a link with the correct Working Load Limit has been selected with respect to the sling design i.e. load to be lifted, number of legs in the sling top angle etc. For further details we refer to EN 818, standard for Chain Slings;
- links, assemblies and connecting links may not be heat treated as this may affect their Working Load Limit;
- during the assembly of connecting links, we promote the use of a lubricant on the pin.

It is required that the products are regularly inspected and that the inspection should take place minimally in accordance with the safety standards given in the country of use. This is required because the products in use may be affected by wear, misuse, overloading etc. with a consequence of deformation and alteration of the material structure.

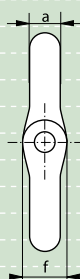
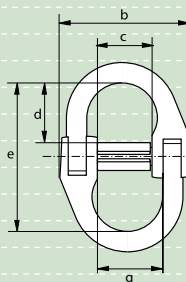
Inspection should take place at least every six months and even more frequently when the links are used in severe operating conditions.



Green Pin® connecting links for connecting Grade 8 chain-slings

- **Material** : Grade 8, alloy steel
- **Safety factor** : MBL equals 4 x WLL
- **Standard** : generally to EN 1677-1
- **Finish** : painted yellow or red
- **Certification** : test certificates can be supplied upon request

P-6860Y
P-6860R



working load limit	for chain diameter	diameter	width outside	width inside	length inside	length inside	diameter eye	width inside	weight each
t	mm	a mm	b mm	c mm	d mm	e mm	f mm	g mm	kg
1.12	6	8	42	11	20	52	11	15	0.14
2	7-8	9	53	14	21	55	13	19	0.15
3.2	10	10	66	18	24	64	18	25	0.32
5.4	13	14	83	21	31	85	24	30	0.7
8.2	16	17	103	25	40	105	28	36	1.29
12.8	18-20	21	120	33	50	129	33	43	2.08
15.5	22	23	143	39	54	140	37	53	3.33
21.6	26	26	160	44	57	153	43	59	4.92
32.8	32	39	197	51	64	174	55	68	8.2

1

2

3

4

5

6

7

8

9

10

11

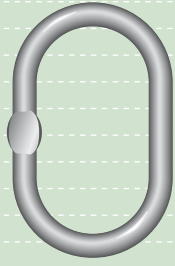
12

13

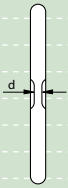
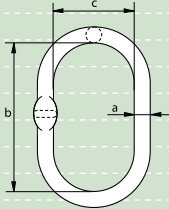
14

15

16



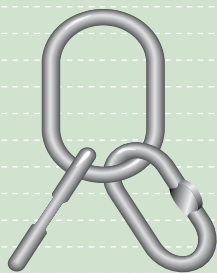
MS



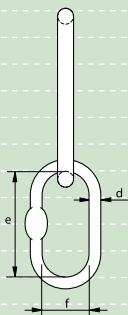
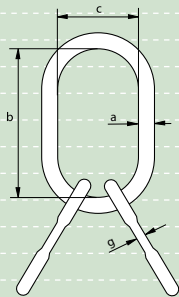
Master links

- **Material** : Grade 8, alloy steel
- **Safety factor** : MBL equals 4 x WLL
- **Standard** : generally to EN 1677-4
- **Finish** : painted yellow or red
- **Certification** : at no extra charges this product can be supplied with a works certificate and/or EC Declaration. Test certificates can be supplied upon request.
- **Note** : from 50 t without flat part

working load limit	diameter	length inside	width inside	thickness	weight each
t	a mm	b mm	c mm	d mm	kg
1.6	13	100	60	7	0.33
3.2	16	120	70	7	0.56
4.5	18	135	75	9	0.8
6.2	20	150	90	9	1.11
8.2	22	150	90	11	1.36
10.6	25	170	95	13	1.96
12.8	28	200	120	13	2.92
15.5	30	200	120	17	3.4
20	36	250	150	17	6.1
25	38	250	150	21	6.8
30	44	280	170	21	10.8
37	45	300	200	23	11.7
50	50	300	200	-	14.75
63	55	350	200	-	20
100	70	400	250	-	39
125	80	400	250	-	52



MTS



Master link assemblies

- **Material** : Grade 8, alloy steel
- **Safety factor** : MBL equals 4 x WLL
- **Standard** : generally to EN 1677-4
- **Finish** : painted yellow or red
- **Certification** : at no extra charges this product can be supplied with a works certificate and/or EC Declaration. Test certificates can be supplied upon request.
- **Note** : from 60 t without flat part

working load limit	diameter	length inside	width inside	diameter	length inside	width inside	thickness	weight each
t	a mm	b mm	c mm	d mm	e mm	f mm	g mm	kg
2.5	16	120	70	13	100	60	7	1.2
3.5	18	135	75	16	100	60	6	1.8
6.5	22	150	90	18	120	70	9	2.9
8.5	25	170	95	20	120	70	11	3.9
10	28	200	120	20	120	70	11	4.9
13	30	200	120	22	135	75	14	6
17	36	250	150	25	135	75	14	9.6
20	38	250	150	28	170	95	17	12.6
27	45	280	170	33	200	120	17	19.7
30	45	300	200	36	200	120	21	22.5
40	50	300	200	38	150	90	21	24.5
50	55	300	200	38	150	90	23	28
60	58	350	200	42	150	90	-	34.6
80	70	400	250	55	300	150	-	74.7
100	80	400	250	58	300	150	-	92.4

1

2

3

4

5

6

7

8

9

10

11

12

13

14

15

16